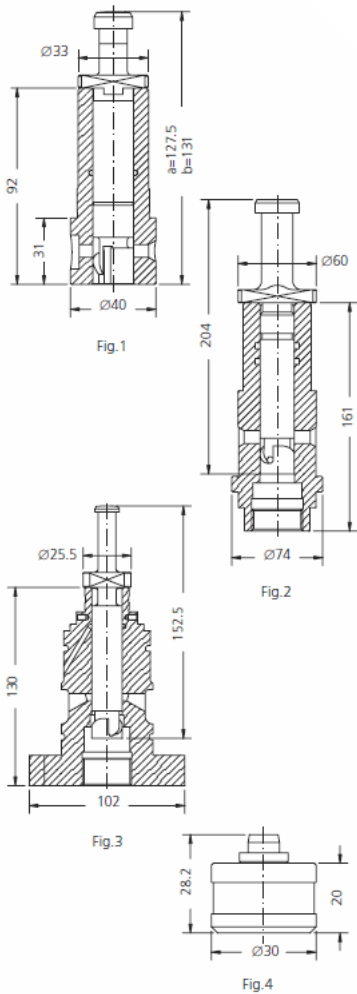




MWM



PUMP ELEMENTS SUITABLE TO:					MWM		
DRW.	ENGINE TYPE	SDS TYPE	SDS No.	ORIGINAL REFERENCE	TECHNICAL DATA		NOTES
					Ø	HELIX DIRECT.	
1a	TBR 348 6-8 CYL	CRB-P 438	1 14 02 0065	1 418 394 202	22	LH	EPPK 668-P8Z
1b		CRB-P 445	1 14 02 0070	1 418 390 221	22	LH	6.0690 560 0103
2	D 510, D 511	CWM-P 355	1 63 36 0100	6.0690.56.0.0278	30	LH	
2	D 510, D 511	CWM-P 356 H	1 63 36 0101	6.0690.56.0.0281	30	LH	HEAVY FUEL
3	D 440(K), D 441(K) DG 440, DG 441	CWM-P 001	1 26 33 0005	6.0690.56.0.0268	20	RH	
4	D 440(K), D 441(K) DG 440, DG 441	CWM-V 001	2 11 36 0005	6.0690.87.4.0241	11		

Scandic Diesel Services Inc.
 6360 Notre Dame East
 Montreal, Quebec
 H1N 2E1, Canada

Phone +1 514 228 1299
 Telefax +1 514 256 8237
 24 hours +1 514 566 1553
 Email sales@scandiserv.com

www.scandiserv.com

Scandic Diesel Services © 2009 - 2011
 All rights reserved



MWM

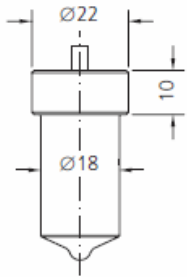


Fig.1

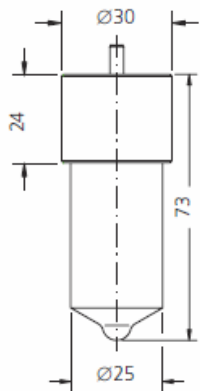


Fig.2

NOZZLE ELEMENTS SUITABLE TO:

MWM

DRW.	ENGINE TYPE	SDS TYPE	SDS No.	ORIGINAL REFERENCE	SPRAY DATA	PRESS. STAGE	NOTES
1	RH 330 4-6 CYL	L 150 T 91	3 04 02 0283	DL 150 T 91	6x0.30x150°	6x3.0	6.0530.01.0.0005
1	RH 435 6-8 CYL	L 155 T 92	3 04 02 0290	DL 155 T 92	7x0.30x155°	6x3.0	6.0530.01.0.0008
1	TBRH 348 6-8 CYL	L 140 T 965	3 04 02 0608	DL 140 T 965	7x0.50x140°	6x3.0	6.0530.01.0.0003
1	T_TD.TBRH 484	L 140 T 1119	3 04 02 0735	DL 140 T 1119	7x0.45x140°	6x3.0	6.0530.01.0.0035
1	TBD 601-6K TBD 602 V12-V12K	L 155 T 1171	3 04 02 0787	DL 155 T 1171	5x0.43x155°	6x3.5	3.0530.01.8.0042
1	TBD 602 V12-V12K TBD 602 V16K	L 155 T 1175	3 04 02 0795	DL 155 T 1175	5x0.45x155°	6x3.5	3.0530.01.8.0044
1	TBD 602 V12-V12K TBD 602 V16K	L 150 T 1208	3 04 02 0832	DL 150 T 1208	5x0.43x150°	7x4.0	3.0530.01.8.0046
1	TBD 484 6-8 CYL	L 130 T 1215	3 04 02 0840	DL 130 T 1215	7x0.475x130°	6x3.0	6.0530.01.0.0049
1	TBD 603-604 K	L 155 T 1229	3 04 02 0954	DL 155 T 1229	5x0.43x155°	7x4.0	1.02.0029.685
1	TBD 604 B	L 155 T 1243	3 04 02 1243	DL 155 T 1243	5x0.45x155°	7x4.5	1.02.0137.515
1	TRH 435 S	CWM-D 001	3 04 36 0005	DEL 155 T 931	7x0.375x155°	6x3.0	6.0530.01.1.0011
2	RH 345	L 150 U 256	3 05 02 0056	DL 150 U 256	9x0.45x150°	8x4.0	6.0530.01.1.0016
2	RH 345 S	EL 150 U 933	3 05 36 0056	DEL 150 U 933	9x0.45x150°	8x4.0	6.0530.01.1.0003
2	RH/TRH 345 S-A	CWM-D 082	3 05 36 0007	6.0530.01.3.0041	9x0.42x140°	8x4.0	6.0530.01.3.0041



MWM

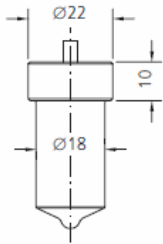


Fig.1

NOZZLE ELEMENTS SUITABLE TO:					MWM		
DRW.	ENGINE TYPE	SDS TYPE	SDS No.	ORIGINAL REFERENCE	SPRAY DATA	PRESS. STAGE	NOTES
1	D 440, D 441	CWM-D 002	3 04 36 0006	6.0530.01.3.0045	8x0.355x155°	6x3.0	
1	D 440, D 441	CWM-D 003	3 04 36 0007	6.0530.01.3.0003	6x0.39x155°	6x3.0	
1	D 440, D 441	CWM-D 004	3 04 36 0008	6.0530.01.3.0006	7x0.45x130°	6x3.0	
1	D 440, D 441 TBD 601-6 S	CWM-D 005	3 04 36 0009	6.0530.01.3.0008	5x0.45x155°	6x3.0	
1	D 440, D 441	CWM-D 006	3 04 36 0010	6.0530.01.3.0005	5x0.48x155°	6x3.0	
1	D 440, D 441	CWM-D 007	3 04 36 0011	6.0530.01.3.0012	7x0.39x155°	6x3.0	
1	D 440(K), D 441(K)	CWM-D 008	3 04 36 0012	6.0530.01.3.0043	8x0.375x155°	6x3.0	
1	D 440(K), D 441(K)	CWM-D 009	3 04 36 0013	6.0530.01.3.0024	8x0.345x150°	6x3.0	
1	D 440(K), D 441(K)	CWM-D 010	3 04 36 0014	6.0530.01.3.0029	8x0.31x150°	6x3.0	
1	D 440(K), D 441(K)	CWM-D 011	3 04 36 0015	6.0530.01.3.0031	9x0.29x157°	6x3.0	
1	D 440(K), D 441(K)	CWM-D 012	3 04 36 0016	6.0530.01.3.0039	8x0.36x150°	6x3.0	



Scandic Diesel Services Inc.
"It's smooth sailing from here"

MWM

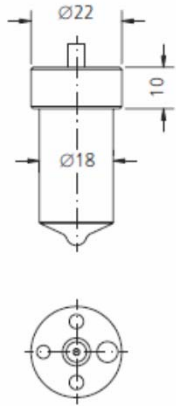


Fig.2

NOZZLE ELEMENTS SUITABLE TO:					MWM		
DRW.	ENGINE TYPE	SDS TYPE	SDS No.	ORIGINAL REFERENCE	SPRAY DATA	PRESS. STAGE	NOTES
*2	D 440, D 441	CWM-D 030	3 31 36 0005	6.0530.01.3.0014	6x0.39x155°	6x3.0	
*2	D 440, D 441	CWM-D 031	3 31 36 0006	6.0530.01.3.0015	5x0.45x155°	6x3.0	
*2	D 440, D 441	CWM-D 032	3 31 36 0007	6.0530.01.3.0019	7x0.39x155°	6x3.0	
*2	D 440(K), D 441(K)	CWM-D 033	3 31 36 0008	6.0530.01.3.0025	8x0.34x155°	6x3.0	
*2	D 440(K), D 441(K)	CWM-D 034	3 31 36 0009	6.0530.01.3.0030	8x0.31x150°	6x3.0	
*2	D 440(K), D 441(K)	CWM-D 035	3 31 36 0010	6.0530.01.3.0032	9x0.29x157°	6x3.0	

* = RAFFREDDATO - COOLED
 ° = CROMATO - CHROMATED

Scandic Diesel Services Inc.
 6360 Notre Dame East
 Montreal, Quebec
 H1N 2E1, Canada

Phone +1 514 228 1299
 Telefax +1 514 256 8237
 24 hours +1 514 566 1553
 Email sales@scandiserv.com

www.scandiserv.com

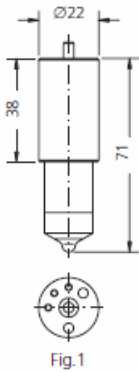
Scandic Diesel Services © 2009 - 2011
 All rights reserved



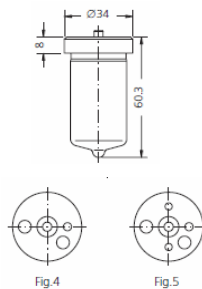
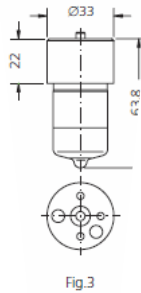
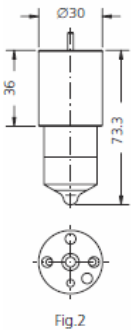
MWM

NOZZLE ELEMENTS SUITABLE TO:

MWM



DRW.	ENGINE TYPE	SDS TYPE	SDS No.	ORIGINAL REFERENCE	SPRAY DATA	PRESS. STAGE	NOTES
*1	TBRHS 345	LLF 155 T 2	3 30 02 0202	DLLF 155 T 2	8x0.40x155°	7x3.5	6.0530.01.0.0034
*2	D 500	CWM-D 100	3 35 36 0005	6.0530.01.3.0021	9x0.45x150°	8x4.5	
*3	D 501	CWM-D 110	3 35 36 0015	6.0530.01.3.0049	9x0.52x130°	8x5.0	
4	D 510, DG 510	CWM-D 120	3 16 36 0020	6.0530.01.3.0038	10x0.48x150°	8x5.0	12 15 3003
*5	D 510	CWM-D 125	3 35 36 0025	6.0530.01.3.0033	10x0.48x160°	8x5.0	12 15 2999
*5	D 510 B	CWM-D 126	3 35 36 0026	6.0530.01.3.0047	10x0.50x150°	8x5.0	12 15 3011
*5	DG 510	CWM-D 127	3 35 36 0027	6.0530.01.3.0051	7x0.48x150°	8x5.0	12 15 3015



* = RAFFREDDATO - COOLED
 C = CROMATO - CHROMATED

Scandic Diesel Services Inc.
 6360 Notre Dame East
 Montreal, Quebec
 H1N 2E1, Canada

Phone +1 514 228 1299
 Telefax +1 514 256 8237
 24 hours +1 514 566 1553
 Email sales@scandiserv.com

www.scandiserv.com

Scandic Diesel Services © 2009 - 2011
 All rights reserved